




CULTURAL BRIDGES



CULTURAL BRIDGES

Engaging Young People and Youth Workers to develop their Cultural Intelligence for Diverse Online Communities

Creating Engaging Content

Learning objectives

- ✓ Understand the principles of storytelling and digital storytelling, recognising the role of multimedia elements (text, audio, video and others) in enhancing narrative engagement.
- ✓ Explore how to create compelling stories that engage audiences, build emotional connections and inspire action, while understanding the importance of clarity and accessibility in content.
- ✓ Understand how to make digital content accessible to all, considering visual, auditory and cognitive needs to ensure inclusivity in storytelling.
- ✓ Explore how digital storytelling can be used to share diverse cultural experiences, promoting empathy and cultural intelligence (CQ) among audiences.
- ✓ Understand how to adapt their storytelling to various social media platforms (e.g., Instagram, Facebook, TikTok) by using platform-specific strengths.
- ✓ Understand how to craft clear, action-oriented CTAs and apply social media SEO and hashtags to enhance visibility and engagement across various platforms.



Key concepts



STORYTELLING - Storytelling is the interactive art of using words and actions to reveal the elements and images of a story while encouraging the listener's imagination (*National Storytelling Network*).

DIGITAL STORYTELLING - Digital storytelling is the result of the combination of traditional storytelling with the use of multimedia technology (Normann, 2011; Lowenthal and Dunlap, 2010; Heo, 2009). It is a tool that significantly enhances the possibilities both in the creation of the stories and in their subsequent transmission (Di Fuccio & Mastroberti, 2018).

The term "**SOCIAL MEDIA**" refers to a variety of technologies that facilitate the sharing of ideas and information among their users.



Key concepts

SEO – short for search engine optimisation – is the process of improving the performance, experience and authority of your website so it can gain better visibility in search engines like Google. Specifically, SEO is about ranking higher in organic (unpaid) search results.

HASHTAG – a word or phrase preceded by the symbol # that classifies or categorises the accompanying text (such as a tweet).

CTA – short for the call to action – is a visual prompt on a website or mobile app that encourages the user to take a specific action. It's typically written as a command or action phrase, such as *sign up*, *buy now*, or *join in* and generally takes the form of a button or hyperlink.


STORYTELLING

Storytelling is the interactive art of using words and actions to reveal the elements and images of a story while encouraging the listener's imagination.

From religious rituals to kitchen table conversations, from telling stories while working on other projects to performing for thousands of paid audience members, storytelling occurs in a variety of contexts. While certain storytelling situations are very professional, others call for more casual behaviour. Some call for specific themes, concepts and artistic approaches. Expectations regarding the nature of the story itself and audience participation vary greatly as well.

Storytelling can take many forms - oral, written, visual or digital - and is used to communicate messages in a compelling way that goes beyond simply presenting facts or data. A well-crafted story often follows a clear structure with a beginning, middle and end, drawing the audience into a world where they can visualise, feel and connect with the content. It is an ancient technique that has been used throughout history to pass down knowledge, share culture, and influence behaviour.





STORYTELLING

Storytelling can be a powerful communication tool, integrating emotions and logic to make complex concepts more understandable and memorable. It uses the natural human inclination towards narratives to create impactful and long-lasting impressions, whether for educational purposes, entertainment or persuasion.

There are many reasons we use storytelling:

ENGAGEMENT

A well-told story grabs attention and keeps the audience invested from start to finish. Unlike straightforward data or information, a narrative creates curiosity and suspense, prompting listeners or readers to stay engaged.

EMOTIONAL CONNECTION

Stories have the unique ability to tap into emotions, which helps the audience relate to the subject matter. When emotions are involved, the audience is more likely to feel empathy, understanding, or a connection to the message.

MEMORY RETENTION

Stories help information stick. People are more likely to remember key points when they are part of a narrative, as stories create mental images that make the content memorable.

SIMPLIFYING COMPLEX IDEAS


Storytelling can break down complicated or abstract ideas into digestible and relatable scenarios. This makes it easier for the audience to grasp and apply new information.

PERSUASION

Stories can influence beliefs, attitudes, and behaviour by illustrating a point of view in a relatable way. They can serve as a subtle way to persuade the audience without resorting to direct arguments.

INSPIRING ACTION

A compelling story can inspire the audience to take action, whether it's adopting a new perspective, changing a behaviour, or supporting a cause. When people connect emotionally to a story, they are more likely to be motivated to act.



STORYTELLING VS DIGITAL STORYTELLING

While traditional storytelling relies on spoken or written words, digital storytelling applies technology to create a richer, multimedia-enhanced narrative that can reach and engage wider audiences online.

STORYTELLING	DIGITAL STORYTELLING
Traditional form of sharing narratives through spoken words, written texts or visual arts.	Combines traditional storytelling with digital tools like video, audio, graphics and multimedia.
Relies on classic elements like characters, plot, setting, conflict and resolution.	Uses technology to create interactive, visual and auditory experiences (videos, podcasts, infographics, social media).
Typically involves face-to-face or physical interaction (oral storytelling, books, theatre).	Allows for broader reach, as digital platforms enable sharing stories online across the globe.
Focuses on verbal and non-verbal cues (tone, gestures) to engage audiences.	Integrates multimedia elements (sound effects, animations) to enhance engagement and provide a more immersive experience.
	Offers interactive features such as hyperlinks, comments and sharing, allowing the audience to engage directly with the content.

DIGITAL STORYTELLING

Digital storytelling combines the art of storytelling with multimedia features such as **photography, text, audio, voiceover, hypertext and video**, as well as interactive elements like **maps and social media elements like tweets**. Digital tools and software make it easy and convenient to create a digital story.

According to the Institute of Progressive Education and Learning, digital stories are often presented in compelling, emotionally engaging formats. The concept can also cover a range of digital narratives, including digital web-based stories, interactive stories and hypertext stories. As with traditional storytelling, most digital stories focus on one specific topic and feature a particular point of view.

To sum up, digital story:

- Blends traditional storytelling with multimedia elements like images, audio and video.
- Creates impactful narratives that can be easily shared online.
- Allows for creative expression and personal storytelling

Digital storytelling should always have some **purpose, mission and story**.

The power of storytelling is its ability to share a relatable human experience on social media and thus stand out among inauthentic posts.



COMPONENTS OF DIGITAL STORYTELLING

CULTURAL BRIDGES

TEXT: The written component is essential for narrating the core story



IMAGES: Visual representations that complement the story



AUDIO: Soundtracks or narration that enhance the storytelling experience



VIDEO: Motion pictures or clips that can depict action sequences



INTERACTIVE ELEMENTS: Features that allow audience engagement like quizzes, polls or choices affecting the story's outcome

Tools and Media Used in Digital Storytelling



Source: Metaphors We Live By


Research.com

Source: <https://research.com/education/digital-storytelling>

DIGITAL STORYTELLING




The video player displays a thumbnail for a video titled "Digital Storytelling". The thumbnail is split into two sections: a yellow square on the left containing a circular icon with four smaller icons representing people and communication, and a black rectangle on the right with the text "Digital Storytelling" in white. Below the thumbnail is a video player interface with a progress bar showing 0:02 / 4:29, a play button, a volume icon, and a "Scroll for details" link. The video player also features the logo for "The Learning Portal College Libraries Ontario" in the bottom right corner.



7 ELEMENTS OF DIGITAL STORY

When discussing digital storytelling, it's imperative to mention Joe Lambert, a digital storytelling pioneer. His definition of the seven elements of digital storytelling is well-known:

POINT OF VIEW	What is the main point of the story and what is the perspective of the author?
DRAMATIC QUESTION	A key question that keeps the viewer's attention and will be answered by the end of the story.
EXCITING CONTENT	Serious issues come alive in a personal and powerful way and connect the audience to the story.
GIFT OF YOUR VOICE	A way to personalise the story to help the audience understand the context.
RHYTHM	The rhythm of the story and how slowly or quickly it progresses.
SOUNDTRACK	Music or other sounds that support and embellish the story.
ECONOMY OF RESOURCES AND ELEMENTS	Using just enough content to tell the story without overloading the viewer.



EXERCISE: 7 ELEMENTS OF DIGITAL STORY

Watch this digital story. Try to identify all 7 elements.



DEVELOPING DIGITAL STORY

Step 1: Plan your digital story

Digital stories are usually two to four minutes long, therefore your story should be properly defined and well-focused. Instead of viewing digital stories as a whole book, consider them as a single chapter. Take into account the following while organising your digital story:

- Which type of digital story - historical, educational or personal - do you wish to produce?
- Which lesson or insight would you like to share?

Begin your digital story by brainstorming ideas about potential directions and approaches as well as doing well-rounded research into your chosen topic.

Step 2: Draft your script and storyboard

Scripting and storyboarding will help you to plan out both the narrative and the visuals for your video, making the production phase more seamless. There is no right or wrong way to approach it. Remember that this is just a starting point and you can (and probably will) revise and change your ideas as you go.



STORYBOARD

A storyboard is a graphic organiser that plans a narrative or, for instance, a writing objective.

The layout consists of sequential panels, each functioning as a frame within the narrative. The linear direction of the cells is perfect for storytelling, explaining a process, and showing the passage of time. At their core, storyboards are a set of sequential drawings that tell a story with key points.

A story can be divided into bite-sized, linear panels so that the author can concentrate on each cell independently and without interruption.

You can find many storyboard templates at [Canva.com](https://www.canva.com)

Scene:	Scene:	Scene:
Scene:	Scene:	Scene:

Create your own at Storyboard That

Source: <https://www.storyboardthat.com/articles/e/what-is-a-storyboard>

DEVELOPING DIGITAL STORY

Step 3: Get feedback

Hearing what others think of your work can be difficult, but investing the time to do so can have a significant impact on the finished outcome. To help frame the feedback, and make it more helpful for your purpose, come up with specific questions, for example:

- How do you feel about the opening? What would you change, if anything? Is it attention-grabbing in your opinion?
- Is this wording too vague? Can viewers follow this storyline to the end?
- How do you feel about the storyboard and script?
- Is the message of the story clear?

Step 4: Find and creating media

Depending on your storyboard and narrative, you might have to:

- Record a voiceover.
- Collect or produce pictures or videos.
- Create or find sound effects and music.



DEVELOPING DIGITAL STORY

Step 5: Put it all together

Gather all your media together and bring it into whatever tool you use to edit the video. Insert your audio voiceover first and then start adding images, video clips and other media to match the timings of your audio. Remember to add a credits slide so that the creators of any sound, music, video, or image you use can be properly credited. Once you're happy with the timings and look of your video, you can export it and share it.

USEFUL TOOLS & PLATFORMS



DESIGN

<https://www.canva.com/>



POWTOON

ANIMATION

<https://www.powtoon.com/>



ICONS

<https://thenounproject.com/>



INFOGRAPHICS

<https://piktochart.com/>



PICTURES & VIDEOS

<https://www.freepik.com/>

More tools & platform suggestions can be found [here](#). Suggestions for the websites were to find free pictures and videos can be found [here](#).

ACCESSIBLE STORYTELLING

Approximately one billion of the approximately eight billion people on Earth struggle with accessibility. Impairments affecting vision, hearing, motor abilities or cognition are some of these difficulties. These accessibility challenges can make it more difficult for people to use technology. Therefore, it is important to create accessible digital content. There are many key aspects to consider when creating accessible content, such as:

Colours. The key factors when choosing a colour palette are *contrast* and *colour vision deficiencies*. Contrast refers to the difference between two colour hues, particularly the contrast between light and dark elements, which is crucial for readability. Colour vision deficiencies affect how some people perceive colours, causing them to have difficulty distinguishing certain hues that may seem distinct to those with normal vision. To ensure good contrast and accessibility for those with colour vision deficiencies, you can use tools like Colorblindly, Color Oracle and Sim Daltonism, which simulate how colours appear to individuals with different types of colour blindness.



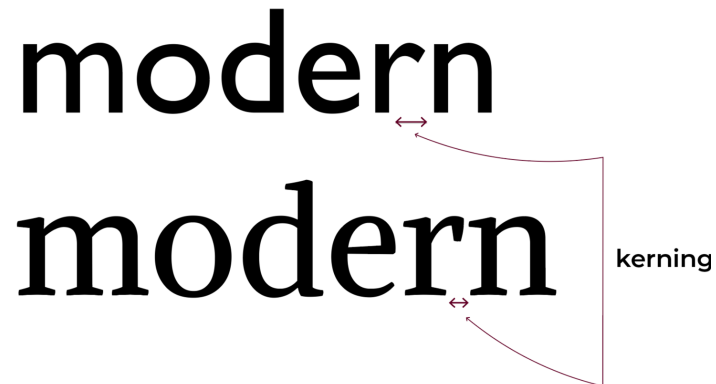
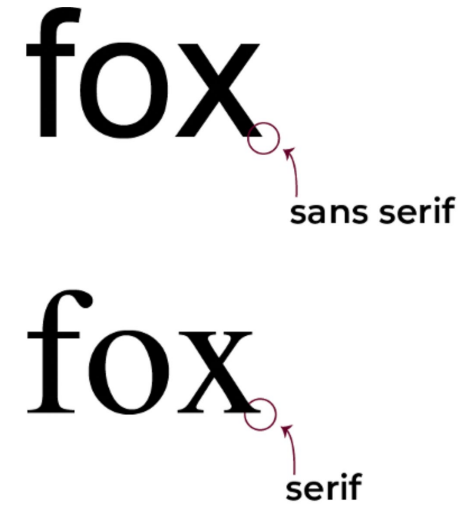


Source: <https://storymaps.arcgis.com/stories/02670c9018f14cfbbaef7cba5c54d453>

This image gallery of a field of tulips uses a filter to simulate different types of colour vision deficiencies. The full-colour vision is on the far left. The second and third images are examples of Deuteranomalial and Protanomalial, respectively, two forms of red-green colour vision deficiencies. The image on the right shows Tritanopia, a yellow-blue colour vision deficiency.

ACCESSIBLE STORYTELLING

Typography. Typography is divided into two main types: serif and sans serif. Serif typefaces have decorative strokes or "trimmings" at the ends of characters. They are often used in print media for a stylish and elegant look. *Sans serif* typefaces lack these trimmings and are generally better suited for digital content, offering greater accessibility, particularly for paragraph text. Examples of such fonts are Arial, Verdana, Lucida Sans, Helvetica and others.



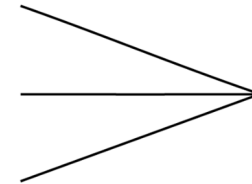
Letter spacing. Display fonts typically have interesting embellishments. Usually used for headings and titles, display fonts can add visual appeal. However, they frequently use looping strokes, oversized characters or odd shapes, making them difficult to read. Thus, they should not be used for body text.

The font on top has a looser kerning between the "r" and the "n," so the word "modern" is easily legible. The font on the bottom has a tighter kerning, so the word "modern" may appear as "modem" to some readers.

ACCESSIBLE STORYTELLING

Character ambiguity. When selecting a font, look for unclear letterforms. Some characters, such as a capital "I" and a lowercase "l," can be confusing. Additionally, some characters – like the lowercase "p" and "q" in particular typefaces – are mirror images of one another. People learning to read, those with vision problems, and those with reading difficulties like dyslexia may find similar characters problematic.

India
lettuce
l cat



The I, l and l
all look the same
in Gill Sans

atypical

embellishment

FONT

Embellished fonts. Typeface kerning, or the distance between character pairs, is the next factor to be taken into account. Certain letter pairings may collide in typefaces with tight kerning. For example, if the second "o" and "l" collide, the word "cool" might read "cod". Serif fonts are more likely to have tighter kerning, making them less accessible.



ACCESSIBLE STORYTELLING

Story structure

The visual language of your tale will influence its accessibility, but the structure of your story is equally important. Everyone benefits from well-structured storytelling, but people with learning difficulties and attention deficit disorders particularly do. And for people using assistive devices such as screen readers, using headings for navigation is vital.

Paragraph length

Both large text sections and single lines should be avoided on screens. Readers may feel overwhelmed by walls of text. Many short, choppy lines of text in a row can also be distracting. Your audience will better understand the content if you can have a comfortable medium between them.

Video and audio


If a story includes videos with speech, those videos should include captions or a transcript. Audio clips should also have a written transcript available.

Choosing words

Your message will be easier for people to understand if you use simple vocabulary, avoiding idioms and slang. Additionally, non-fluent audiences and those with cognitive impairments benefit from the use of simple language. Sentence length should also be considered because it relates to reading levels, or, how easy your text is to understand.

Description

Your headings, subheadings, buttons and hyperlinks should be concise and descriptive. Titles for links and buttons such as “Click here” or “Learn more” are not helpful for consumers using screen readers. Instead, describe what the link or button will do, for example “Read more about accessible storytelling here”.



EXERCISE: ACCESSIBLE DIGITAL STORY

Watch this digital story. Note down elements that make it accessible or vice versa – what makes it inaccessible.



DIGITAL STORYTELLING AND SOCIAL MEDIA

Different social media platforms cater to different content types and audience preferences.

- For visually-driven platforms like Instagram and Pinterest, high-quality images, short videos, and infographics perform best, emphasising aesthetics and creativity.
- Platforms like Facebook and LinkedIn are most appropriate for from mixed content, including professional articles, images and videos tailored to foster engagement and provide value.
- Short-form video content thrives on TikTok and YouTube Shorts, while longer videos and live streams dominate YouTube.
- X (formerly Twitter) and Threads prioritise concise text updates, accompanied by visuals or GIFs for added impact.
- Snapchat and Instagram Stories focus on ephemeral, behind-the-scenes content, while Reddit encourages niche discussions and valuable contributions.

Adapting content to each platform's unique style ensures better reach and audience engagement.



RECOMMENDED CONTENT



IMAGES: High-quality photos and infographics

VIDEOS: Native videos (uploaded directly to Facebook) and live videos

ARTICLES: Links to blog posts or news articles with engaging captions

STORIES: Short-lived content to share updates or behind-the-scenes moments



HIGH-QUALITY IMAGES: Lifestyle, travel, food, and personal moments resonate well.

SHORT VIDEOS: Reels (up to 90 seconds) and Stories for quick, engaging content.

CAROUSEL POSTS: Multiple images or graphics that tell a story or provide tips.

IGTV/LIVE: Longer videos or real-time interactions for deeper engagement.




SHORT VIDEOS: Creative, entertaining, or educational clips (15-60 seconds).

TRENDS: Participating in viral challenges, dances, or memes.

TUTORIALS: Quick how-to guides or tips in a visually engaging format.

BEHIND-THE-SCENES: Insights into your process or daily life.



STORIES: Personal, behind-the-scenes, or time-sensitive updates.

SHORT VIDEOS: Fun, casual, or engaging moments.

FILTERS: Use AR effects and geotags for creative storytelling.

RECOMMENDED CONTENT



LONG-FORM VIDEOS:

Tutorials, product reviews, vlogs, or educational content.

SHORT-FORM VIDEOS: YouTube Shorts for quick, engaging clips.

LIVE STREAMS: Real-time interactions with your audience.

STORIES: Short-lived videos for informal updates or teasers.



SHORT TEXT POSTS:

Concise updates, witty commentary, or thought-provoking ideas.

IMAGES: Photos or graphics to complement text posts.

GIFs: Quick and fun animations for humour or emphasis.

VIDEOS: Short clips (2 minutes and 20 seconds max).



SHORT TEXT POSTS:

Quick updates or engaging questions.

IMAGES: Visuals that spark interest or conversation.

GIFs AND VIDEOS: Fun, light-hearted, or informative content.



ARTICLES: In-depth industry insights, and thought leadership pieces.

PROFESSIONAL IMAGES: Team photos, workplace activities.

VIDEOS: Professional tips, tutorials, or interviews.

INFOGRAPHICS: Data-driven visuals tailored for professional audiences.

DIGITAL STORYTELLING FOR CQ AWARENESS & EDUCATION

Digital storytelling is a powerful tool for raising awareness and teaching about cultural intelligence and cultural awareness. It can highlight personal stories of navigating cultural differences, showcase diverse traditions through cultural spotlight series and use immersive formats like virtual journeys to bring global experiences to life.

Through sharing case studies of cross-cultural misunderstandings or successes, storytelling can promote empathy and critical thinking. Engaging formats like youth-centric reels, myth-busting videos and interactive campaigns encourage audience participation while challenging stereotypes.

Through collaborative projects, storytelling unites voices from diverse backgrounds, promoting mutual understanding. Overall, digital storytelling can bridge cultural gaps by making complex ideas relatable, memorable, and engaging.



IDEAS FOR USING DIGITAL STORYTELLING FOR CQ AWARENESS & EDUCATION

Personal stories of cultural encounters

Share real-life experiences of navigating cultural differences, emphasising the lessons learned about respect, empathy, and adaptability.

Feature diverse voices to showcase various perspectives and promote a deeper understanding of cultural nuances.

Cultural spotlight series

Create short videos or infographics highlighting different cultures, traditions, values, and unique aspects.

Include interviews or testimonials from people representing those cultures to add authenticity.

Cross-cultural collaboration stories

Highlight stories of successful international projects, businesses, or initiatives where cultural intelligence played a key role.

Include the challenges faced and strategies used to overcome cultural barriers.

Case studies of misunderstandings

Develop videos or animations illustrating common cross-cultural misunderstandings and their resolutions.

Use these stories to teach about the importance of cultural awareness and effective communication in diverse settings.

Digital narratives on cultural stereotypes

Create storytelling campaigns that challenge stereotypes, showcasing how they affect individuals and communities.

Use personal accounts or fictional narratives to provoke thought and encourage critical thinking about biases.

IDEAS FOR USING DIGITAL STORYTELLING FOR CQ AWARENESS & EDUCATION

Celebrate multicultural events

Use storytelling to document and share multicultural events, such as festivals or intercultural dialogues, emphasising their impact on community building and mutual understanding.

Behind the scenes stories

Share behind-the-scenes content from people living or working in culturally diverse environments (e.g., expatriates, exchange students, or multicultural teams). Highlight their strategies for adapting and thriving in new cultural settings.

Youth-centric digital stories

Engage younger audiences by creating TikTok or Instagram Reels showcasing quick cultural facts, proverbs, or gestures from around the world, tied to lessons on cultural intelligence.

Cultural awareness challenges

Launch social media challenges where participants share personal cultural insights, traditions, or lessons learned from travelling or interacting with other cultures, using hashtags for visibility.

Myth-busting digital series

Develop videos debunking common myths about different cultures, replacing misinformation with authentic stories and facts. Pair this with call-to-action steps encouraging viewers to learn more or engage directly with diverse communities.

Interactive learning campaigns

Use platforms like Instagram Stories or YouTube to create interactive quizzes, polls, or "choose your adventure" storytelling formats about cultural norms, values, or etiquette.

Collaborative global storytelling projects

Invite participants from diverse backgrounds to co-create digital stories, sharing their unique cultural experiences and perspectives on a common theme, like resilience or celebration.

A CALL TO ACTION (CTA)

CTAs (Call-to-Actions) are prompts or directives that encourage an audience to take a specific action. In digital storytelling, CTAs guide viewers to engage further, whether it's learning more, participating in an activity, or contributing to a cause.

CTAs can be simple phrases like “Learn More,” “Share Your Story,” or “Join the Conversation,” and they can appear as buttons, links, or even verbal prompts in videos.

For example: For a video series on cultural traditions from around the world, some CTA examples could be:

- At the end of the video: “Want to explore more traditions? Click here.”
- In the video description: “Share your favourite tradition using #GlobalCulture.”
- In social media captions: “Tag someone who needs to see this!”


CTAs ensure digital storytelling doesn't stop at raising awareness—it sparks meaningful action, dialogue, and learning. A strong CTA should be clear, compelling, and action-oriented. It should guide your audience to take a specific next step, aligning with your goals while being engaging and motivating.



WRITING A GOOD CALL-TO-ACTION (CTA)

1. **BE CLEAR AND SPECIFIC.** Use concise and straightforward language to communicate what action the audience should take clearly. Example: Instead of “*Learn more*”, say “*Read our guide to cultural intelligence.*”
2. **FOCUS ON BENEFITS.** Highlight what the audience will gain by taking action, whether it’s knowledge, a solution, or a connection. Example: “*Join our free webinar to master cultural awareness skills*”.
3. **CREATE URGENCY OR EXCITEMENT.** Encourage immediate action by using phrases like “*Now,*” “*Today,*” or “*Limited time*”. Example: “*Sign up now - spaces are filling fast!*”
4. **MAKE IT ACTION-ORIENTED.** Use strong verbs that inspire action, such as “*Discover,*” “*Download,*” “*Join,*” or “*Share*”. Example: “*Download your free cultural intelligence toolkit today*”.
5. **PERSONALISE THE MESSAGE.** Speak directly to the audience using “*you*” to make the CTA feel tailored to them. Example: “*Take your first step toward cultural understanding*”.
6. **MATCH THE TONE TO THE PLATFORM AND AUDIENCE.** Use professional CTAs on LinkedIn and casual, playful CTAs on platforms like Instagram or TikTok. Example (LinkedIn): “*Explore our comprehensive e-learning course on cultural intelligence*” and (Instagram): “*Tap here to start your cultural journey!*”
7. **USE VISUAL AND DESIGN ELEMENTS.** If the CTA is in a digital format, make it visually stand out with contrasting colours, bold fonts, or buttons.
8. **MAKE IT RELEVANT TO THE STORY OR CONTENT.** Align the CTA with the narrative or topic of the content to make it feel natural. Example: After sharing a story about overcoming cultural barriers, use “*Learn how to develop your cultural intelligence with our quick guide*”.
9. **INCLUDE A SOCIAL COMPONENT.** Encourage audience engagement through sharing, tagging, or commenting. Example: “*Tag a friend who values cultural diversity!*”
10. **TEST AND ANALYSE PERFORMANCE.** Experiment with different CTA phrasing and placements, and track which ones drive the most engagement.

FORMULA FOR A GOOD CTA



Example: “Start building your cultural awareness today with our free online course.”

#HASHTAGS



Hashtags (#) are keywords or phrases prefixed with the “#” symbol, used to categorise content on social media platforms. They help make posts discoverable, connect them to relevant conversations, and increase visibility by associating them with broader topics. Hashtags act like tags or labels, allowing users to easily search for and engage with specific content themes.

Why Use Hashtags in Digital Storytelling?

- **INCREASED VISIBILITY:** Hashtags expand the reach of your storytelling content by connecting it to trending topics or niche communities, making it discoverable to a larger audience.
- **COMMUNITY BUILDING:** They promote a sense of community by bringing together individuals interested in similar topics, encouraging interaction and dialogue.
- **CONTENT ORGANISATION:** Hashtags categorise your posts, making it easier to organise content around specific themes or campaigns.
- **TRACKING CAMPAIGNS:** Custom hashtags help you track the performance of specific digital storytelling campaigns, measuring engagement and reach.
- **AUDIENCE TARGETING:** Using relevant hashtags attracts specific groups of people who are interested in the topic, increasing the likelihood of engagement.

TIPS FOR USING #HASHTAGS

RESEARCH RELEVANT HASHTAGS

Identify popular hashtags in your niche or topic to maximise visibility. Use social media platforms, tools like Hashtagify or RiteTag, or competitor analysis to find suitable hashtags. Example: For cultural awareness, relevant hashtags could include *#CulturalIntelligence*, *#DiversityMatters*, *#GlobalUnderstanding*.

CREATE UNIQUE CAMPAIGN HASHTAGS

Develop a memorable and unique hashtag for specific digital storytelling campaigns to track engagement and unify content. Example: If launching a cultural awareness series, use a campaign-specific hashtag like *#CultureStories2024* or *#DiscoverDiversity*.

MIX POPULAR AND NICHE HASHTAGS

Use a combination of broad, popular hashtags and more specific, niche hashtags. Popular hashtags increase visibility, while niche ones target specific communities interested in your topic. Example: Pair a general hashtag like *#Storytelling* with a niche hashtag like *#CrossCulturalCommunication*.

KEEP IT SIMPLE AND RELEVANT

Choose hashtags that are easy to remember, spell, and relate directly to your story's theme. Avoid overly complex or lengthy phrases. Example: Use *#CulturalAwareness* rather than something complex like *#UnderstandingCulturalDifferencesAndSimilarities*.

TIPS FOR USING #HASHTAGS

DON'T OVERDO IT

Limit the number of hashtags to avoid clutter and keep your storytelling visually appealing. A few targeted hashtags (5-10) work better than overloading with irrelevant ones. Instagram: 5-10 relevant hashtags (Up to 30 are allowed), X/Threads: 1-3 concise hashtags, LinkedIn: 3-5 professional hashtags relevant to your content.

FOLLOW TRENDING HASHTAGS

Participate in trending conversations when they align with your story. Use trending hashtags thoughtfully to tap into broader awareness or cultural discussions. Example: *#WorldCultureDay* during an international awareness campaign.

INCLUDE LOCATION-SPECIFIC HASHTAGS

If your storytelling involves a particular region or culture, include location-based hashtags to reach local audiences or those interested in that culture. Example: *#ExploreAsia* or *#StoriesFromAfrica* for region-specific content.

ENGAGE WITH HASHTAG COMMUNITIES

Interact with content under the same hashtags by liking, commenting, and sharing. This engagement builds community connections and encourages reciprocation.

UNDERSTANDING SOCIAL MEDIA SEO

Social Media SEO (Search Engine Optimisation) is the practice of optimising your social media content to increase its visibility in search results both within social platforms and on traditional search engines like Google. The goal is to ensure that your content is easily discoverable by your target audience, driving organic traffic, engagement, and interaction.

Why use SEO in storytelling?

- **IMPROVES CONTENT DISCOVERABILITY:** Enhances how easily your posts, profiles, and pages are found by users searching for relevant keywords.
- **BOOSTS ENGAGEMENT:** Higher visibility means more opportunities for likes, shares, comments, and follows, increasing overall engagement.
- **DRIVES TRAFFIC TO WEBSITES:** Optimised social media content can lead to increased traffic to your website or blog, contributing to broader marketing goals
- **STRENGTHENS BRAND AUTHORITY:** Higher ranking and visibility in search results can help establish credibility and authority within your niche or industry.
- **ENHANCES CROSS-PLATFORM REACH:** Good SEO practices ensure that your social media content is visible on multiple platforms, not just within social media but also on traditional search engines.



KEY TIPS FOR EFFECTIVE SOCIAL MEDIA SEO

Use relevant keywords

Incorporate keywords naturally into your social media profiles, captions, posts, and hashtags. Choose terms that your target audience is likely to search for. Example: If your topic is about cultural intelligence, use keywords like “cultural awareness,” “cross-cultural communication,” or “global understanding.” Place keywords in strategic locations like your profile bio, page descriptions, post titles, captions, and alt text for images.

Create high-quality, shareable content

Focus on producing engaging content that provides value - infographics, how-to guides, videos, or tips - encouraging shares and interaction. Use eye-catching visuals and compelling stories that resonate with your audience's interests to increase shares and backlinks.

Optimise your social media profiles

Fill out your profile completely with accurate and keyword-rich information, including *Bio/Description*: Use keywords that describe your focus or niche. *Username/Handle*: Keep it consistent and relevant to your brand. *Profile and Cover Images*: Use high-quality visuals with descriptive file names (e.g., “Cultural-Intelligence-Workshop.jpg”).

Include a link to your website or specific landing pages to drive traffic

Incorporate links thoughtfully

Include links to your website, blog posts, or specific landing pages in your social media posts. Use URL shorteners (like Bitly) to make links more visually appealing. Ensure links are clickable (e.g., in the first few lines of a post) and track performance with UTM codes for better analysis.

Use hashtags wisely

Include relevant, keyword-rich hashtags that match the content's theme. Use a mix of popular, niche, and branded hashtags to maximise visibility and discoverability. Keep hashtags specific to the content you are sharing to attract a targeted audience.

Leverage Alt Text for images

When posting images, include descriptive and keyword-rich alt text. Alt text not only improves accessibility but also enhances SEO, as search engines use this information to categorise and rank your images.

KEY TIPS FOR EFFECTIVE SOCIAL MEDIA SEO

Encourage user engagement

Prompt your audience to comment, share, and like your posts. Social platforms prioritise content that receives high engagement. Use questions, polls, and CTAs that inspire your audience to interact.

Post consistently and at optimal times

Keep a regular posting schedule to stay active and visible. Use analytics to determine the best times to post for your specific audience, increasing the chances of higher engagement.

Encourage backlinks and social shares

Share your social media content on your website and other platforms to create backlinks.

Collaborate with influencers or industry experts to share your content and increase its reach.

Monitor social media analytics

Use platform analytics tools (like Facebook Insights, Instagram Analytics, or LinkedIn Analytics) to track the performance of your content. Look at metrics like impressions, reach, engagement, and click-through rates to refine your strategy.

You can use third-party tools like Hootsuite, Sprout Social, or SEMrush to analyse trends and monitor your social media SEO efforts.

SEO TIPS FOR SPECIFIC PLATFORMS



Use clear, keyword-focused descriptions in your page bio and About section.

Choose visually appealing images with descriptive file names.

Encourage users to review your page and tag your content, which improves search ranking.



Optimise your profile bio with targeted keywords and hashtags.

Use keyword-rich alt text for images.

Utilise hashtags that are relevant and specific to your content's topic



Use short, keyword-rich captions that reflect your content and increase visibility in searches.

Participate in trends, use popular sounds, and include a mix of niche and trending hashtags to maximise reach.

Create eye-catching, high-quality videos, and choose custom thumbnails that accurately represent your content.



Incorporate relevant keywords in your Snap titles and descriptions to improve searchability within the app.

Use Geofilters and AR Lenses to target local audiences or events.

Tag locations to appear on the Snap Map and create visually appealing, high-quality.

SEO TIPS FOR SPECIFIC PLATFORMS



Use targeted keywords in video titles, descriptions, and tags.

Create keyword-rich video transcripts or captions.

Encourage likes, comments, and subscriptions, as YouTube's algorithm favours engagement.



Include keywords in your bio and tweets.

Use hashtags for visibility and to join trending conversations.

Pin important tweets to your profile for easy discovery.



Use relevant keywords in your bio and post captions to improve discoverability. Keep language conversational, reflecting Threads' informal tone.

Encourage conversations with questions and polls and use CTAs.

Use targeted hashtags and engage with trending topics relevant to your audience to increase reach.



Use industry-specific keywords in your profile's headline, summary, and job descriptions.

Share long-form content and articles with embedded keywords to establish authority.

Engage with industry-related groups to increase visibility.

Key takeaways (1)


- ✓ **Storytelling Engages and Educates:** Storytelling is a powerful tool to captivate an audience. Adding information into a structured narrative with relatable characters, settings, and conflicts, makes complex concepts more digestible. Using emotions and logic, storytelling not only retains the audience's attention but also deepens understanding, turning information into something memorable and impactful.
- ✓ **Digital Storytelling Amplifies Impact:** Digital storytelling goes beyond traditional storytelling by incorporating multimedia elements such as videos, images, audio, and interactive features. These elements make stories more engaging, dynamic, and accessible, allowing storytellers to reach diverse audiences. Through adapting the content to different platforms (e.g., Instagram, TikTok, YouTube), digital stories can have a far broader reach and greater impact than traditional storytelling methods.
- ✓ **Storytelling Builds Trust:** Storytelling helps create an emotional connection between the storyteller and the audience. It promotes trust by presenting authentic, relatable narratives. When stories resonate with an audience, they perceive the storyteller as genuine and credible. This trust can strengthen relationships and lead to more successful personal, organisational or educational engagement.
- ✓ **Cultural Intelligence Through Digital Storytelling:** Digital storytelling is an effective method for promoting cultural awareness and empathy. Through sharing diverse personal experiences, cultural practices, and traditions, storytellers can encourage understanding and appreciation of different cultures. Using interactive formats like virtual experiences, stories can immerse the audience in a global perspective, boosting cultural intelligence (CQ) and encouraging a more inclusive worldview.

Key takeaways (2)

- ✓ **Accessible Content is Key:** When creating digital stories, accessibility should be a top priority. Content should be designed to accommodate people with visual, auditory, motor, or cognitive challenges. Practical measures like using high-contrast colours, readable fonts, captions for videos, and clear, well-structured narratives ensure that everyone, regardless of ability, can engage with the story. Accessibility not only broadens reach but also aligns with inclusive practices.
- ✓ **Platform-Specific Content Strategy:** Each social media platform has its unique strengths and user expectations. Tailoring content to the specific characteristics of each platform can significantly enhance engagement. For example, Instagram thrives on high-quality visuals and short-form content, while YouTube is ideal for long-form videos or live streams. Understanding platform dynamics and adapting content accordingly ensures your digital story resonates and reaches the target audience effectively.
- ✓ **Effective Calls to Action (CTAs):** A well-crafted call to action (CTA) directs the audience on what to do next after experiencing the story. Whether it's sharing, commenting or signing up for more information, a clear and actionable CTA guides the audience toward desired outcomes. A strong CTA is concise, compelling, and aligned with the story's message, creating a sense of urgency or importance that motivates the audience to act.
- ✓ **Hashtags and Social Media SEO:** Hashtags are vital for categorising content, increasing its visibility, and connecting it to relevant online communities. By using a mix of popular, niche, and custom hashtags, content creators can expand their reach and drive engagement. Additionally, optimising social media content for search engines (Social Media SEO) ensures that it is discoverable by users both within the platform and via external search engines. This increases traffic, engagement, and overall effectiveness in reaching the right audience.

A black and white photograph of several tulip buds on stems. The buds are in various stages of opening, with some showing dark, pointed petals. A white rectangular box is overlaid on the center of the image, containing the text "Thank You" in a cursive font. The word "Thank" is red, and "You" is green.

Thank You



CULTURAL BRIDGES

Engaging Young People and Youth Workers to develop their Cultural Intelligence for Diverse Online Communities



AKLUB



**Co-funded by
the European Union**

Funded by the European Union. Views and opinions expressed are however those of the author(s) only and do not necessarily reflect those of the European Union or the European Education and Culture Executive Agency (EACEA). Neither the European Union nor EACEA can be held responsible for them. Project Number: 2023-2-LV02-KA220-YOU-000174659